




PAINT SELECTIONS




Blue Pearl



Brandywine



Rio Red



Sahara Dunes

## CHASSIS

Spartan® K2 raised-rail chassis  
 Cummins® L9 turbocharged 380 HP engine with  
 1,150-lb. ft. torque at 1,400 RPM  
 Allison® 3,000 MH 6-speed transmission  
 Rear-mounted radiator  
 170-amp alternator  
 1,000-watt engine block heater  
 Variable geometry turbo (VGT) engine brake  
 Independent front air suspension (IFS) front axle  
 - 14,320 lb. rating  
 Rear axle - 22,000 lb. rating  
 4.88 rear axle ratio  
 Michelin® 275/80R 22.5" tires  
 Bilstein® 46mm shocks  
 Tire pressure monitoring system (TPMS) with  
 temperature monitoring  
 Equalizer™ hydraulic automatic coach leveling  
 Remote air connection  
 (2) 12V chassis batteries  
 100-gal. fuel tank  
 10-gal. DEF tank  
 Spartan® Safehaul tow vehicle air brake system  
 10,000-lb. hitch with 7-pin plug

## CONSTRUCTION

Roof: One-piece fiberglass with 3/8" plywood decking,  
 4" arched aluminum trusses, insulation and  
 reflective Flexfoi® (R-24)  
 Sidewalls: Vacuum-bonded, high-gloss gelcoat with  
 R-8 bead-foam insulation  
 Floors: Vacuum-bonded layers of Darco underbelly, a  
 welded aluminum frame, R-9 bead-foam insulation,  
 3/8" Structurwood® and 1/4" plywood  
 X-Bridge™ bracing welded into chassis frame  
 Heated basement storage  
 Insulated front and rear caps (R-24)  
 Steel-reinforced front cap and windshield frame  
 Electric-powered slideout rooms

## HEAT, A/C, WATER, AND POWER

Onan® 10,000-watt diesel generator, with automatic  
 start, on slide-out tray  
 2,000-watt pure sine wave inverter with 100-amp  
 battery charger  
 (2) L16 AGM batteries (6V/390 amp hrs. ea.)

50-amp power cord on electric powered reel  
 Automatic transfer switch with surge protection  
 (3) 15,000-BTU A/C units with heat pumps [(2)  
 15,000-BTU units with heat pumps on 37K]  
 Aqua-Hot® 250D hydronic water and heating system  
 Electric radiant floor heating system  
 LED-lit fireplace with 5,000-BTU heating element  
 (37K only)  
 Sani-Con® Macerator holding tank dump system with  
 manual gate valves and manual backup  
 Black holding tank sprayer  
 City and tank water filtration system  
 Winterizing drain system

## EXTERIOR

Carefree® power patio awning with LED lights  
 Carefree® power entrance door awning with  
 LED lights  
 Carefree® slideout awnings  
 Carefree® window awnings  
 Frameless, dual-pane, tinted, safety-glass windows  
 Grab handle and keypad system for keyless entry  
 43" Samsung® 4K UHD Smart TV with tilt, swivel,  
 and extend adjustment  
 JBL radio and speakers with USB port and receptacle  
 Heated, remote-control, side-view mirrors with  
 integrated cameras  
 Diamond Shield™ front protective film mask  
 Halogen high and low beam headlights and fog lights  
 Daytime running lights  
 LED marker lights, turn lights, license plate light, third  
 brake light, accent lights and docking lights  
 Porch light  
 Mudflap with chrome "Entegra" nameplate  
 Winegard® TRAV'LER satellite dish DIRECTV®  
 - standard with USA option  
 Winegard® TRAV'LER satellite dish Shaw TV  
 - standard with CSA option  
 Winegard® Rayzar Z1 TV antenna  
 Winegard® WiFi extender with 4G/LTE  
 Solar power prep  
 Exterior utility center  
 Slideout basement storage tray  
 Sikkens custom full-body paint

## COCKPIT

Valid 12.3" digital dash with quad core graphics  
 processor, on-board diagnostics, selector knob and  
 ability to display traditional instrument cluster, 360°  
 camera system or GPS navigation  
 Xite™ 360° HD digital camera system  
 Xite™ XSG4 infotainment system with 9" touchscreen,  
 iGO navigation, Bluetooth®, Sirius XM™ and  
 AM/FM tuner, integrated camera control and house  
 mode whole-coach audio distribution  
 Steering wheel with integrated controls for cruise,  
 wipers, radio and Bluetooth® phone functionality  
 Manual tilt and telescoping steering column  
 Ultra-Vision® one-piece wrap-around  
 tinted windshield  
 32" Samsung® LED 1080P Smart TV in front overhead  
 Villa® leather driver and passenger seats with  
 powered 6-way adjustment, lumbar and  
 footrest functions  
 Powered flush stepwell cover  
 Powered adjustable brake and accelerator pedals  
 Powered front sun visors and privacy shades  
 (2) dual USB ports and (2) 12V sockets for charging

## INTERIOR

Firefly multiplex system with 10" VegaTouch  
 touchscreen for complete integration of coach  
 controls (mobile app available)  
 50" Samsung® 4K UHD Smart TV  
 Samsung® sound bar with subwoofer  
 Sony® Blu-ray™ player  
 Premium furniture  
 Hand-laid porcelain tiled floors  
 LED interior lighting  
 Decorative ceiling feature with integrated  
 accent lighting  
 Manual solar day shades and blackout night shades  
 Central vacuum system  
 Removable screen on entry door

## KITCHEN

Window with slider and screen  
 Whirlpool® stainless-steel residential refrigerator with  
 ice maker and water dispenser  
 Induction cooktop  
 1.5-cu. ft. convection microwave oven

Solid-surface countertops with stainless steel sink  
 Fan-Tastic power exhaust fan with intake  
 Slide-out storage tray(s) in overhead cabinet

## BEDROOM

King-size pillow-top mattress on tilt bed  
 32" Samsung® LED 1080P Smart TV  
 Sony® Blu-ray™ player

## BATHROOM

Solid-surface countertops with integrated sink  
 One-piece fiberglass shower with skylight  
 Aqua View SHOWERMISER™ water saving system  
 Thetford® Aqua Magic toilet with foot flush  
 Fan-Tastic power exhaust fan with intake  
 Whirlpool® stacked washer and dryer

## SAFETY

Carbon monoxide detector  
 Smoke alarm  
 Storage safe

## OPTIONS

Canadian standards (CSA)  
 Theater seating with power recliners  
 34" bedroom fireplace (40Q2)  
 Winegard® in-motion satellite dome  
 Winegard® TRAV'LER satellite dish Dish Network®



## NO ONE OFFERS A BETTER WARRANTY

At Entegra Coach, we build our RVs to handle every  
 adventure, then back them with our industry-leading 2+3  
 Warranty. Our 2-year limited warranty has you covered  
 for 2 camping seasons. That's 730 days. In addition, our  
 3-year structural warranty has you covered for 3 camping  
 seasons or 1,095 days. You won't find a better warranty in  
 the business, because the only strings we attach are those  
 that deliver the ultimate in reliability. For a copy of our  
 2-year limited + 3-year structural warranty with complete  
 terms and conditions, please contact your local Entegra  
 Coach dealer.

Floorplan	GVWR (lbs.)	GCWR (lbs.)	Front GAWR (lbs.)	Rear GAWR (lbs.)	Tag GAWR (lbs.)	Wheel Base	Overall Length	Exterior Height w/ A/C & Satellite	Exterior Width	Interior Height	Fresh Water Capacity (gal.)	Grey Waste Water Capacity (gal.)	Black Waste Water Capacity (gal.)
37K	36,320	46,320	14,320	22,000	N/A	230"	37' 10"	12' 10"	101"	84"	100	62	41
39BH	36,320	46,320	14,320	22,000	N/A	255"	39' 11"	12' 10"	101"	84"	100	62	41
39T2	36,320	46,320	14,320	22,000	N/A	255"	39' 11"	12' 10"	101"	84"	100	62	41
40Q2	36,320	46,320	14,320	22,000	N/A	267"	40' 11"	12' 10"	101"	84"	100	62	41

It is important for your safety and enjoyment that you are aware of the weights and tow ratings of the RV you select. Consult a competent advisor for questions or advice. Whether you are new to RVing or a veteran, get a feel for the performance of your RV before heading out on the roadways. When you tow a vehicle with your RV, you must drive differently than when you drive a single vehicle. Practice hooking up, driving, backing up and braking in a safe environment or seek out professional instruction. Jayco affixes a weight label to each RV which lists weight information for that vehicle. Refer to that label to verify the vehicle will meet your requirements. Gross Vehicle Weight Rating (GVWR): The maximum permissible weight of the motorhome, including the Unloaded Vehicle Weight (UVW) plus passengers, personal items, all cargo, fluids, options and dealer-installed accessories. The GVWR is equal to or greater than the sum of the UVW and the Cargo Carrying Capacity. Gross Combined Weight Rating (GCWR): The maximum allowable combined weight of the motorhome used as a tow vehicle and the attached towed vehicle.

